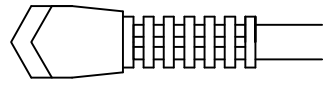


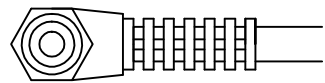
P1



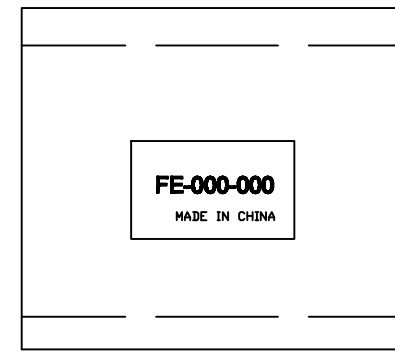
P2



PIN ASSIGNMENT:



P1:	1	2	3	4
P2:	1	2	3	4
	RED	WHITE	GREEN	BLACK



CUSTOMER P/N	length
FE-4CT-01-90-S	1.5<FT>450MM ± 30MM
FE-4CT-02-90-S	2<FT>605MM ± 30MM
FE-4CT-03-90-S	3<FT>910MM ± 30MM
FE-4CT-06-90-S	6<FT>1830MM ± 50MM
FE-4CT-10-90-S	10<FT>3050MM ± 50MM

*** Must be RoHS compliance**

8		
7		
6		
5		
4		
3		PCV45Pa Black
2		3.5MM 4 CONDUCTOR PLUG
1		28AWG(7/0.12BC)*4C OD: 3.0mm Black
NO.	Material	Description

MY CABLE MART LLC

Title: **3.5MM STEREO PLUG TO PLUG**

Customer: MY CABLE MART LLC
 Customer P/N: FE-4CT-XX-90-S

Date: 2018.06.13
 Drawing NO.:

Page: 1/1
 REV: A

Drawn BY: CLR
 Check BY: DYH

Unit: mm
 Appd BY: